




# A System Integration Solution

**Introducing** a new version of our ever-popular **Surface Mount Chase (SMC)** product line, the **MPS-SMCM-8MU**. This **Modular** version allows us to offer you 8MU, 16MU, 24MU, 32MU, and longer **Surface Mount Chases** to better serve you needs. To make them even better, we added **Knockouts** in 2 surfaces. In the back we have a knockout for 3-Gang / 4" Square Electrical junction box plus 4 mounting holes and in the bottom we added 3 knockouts for 1" conduit to make installation and connection to the enclosure(s) easier and quicker for you.



Shown above is an 8MU and a 16MU. It should be noted that the MSP-SMCM-16MU (14.25" wide) version could be installed in-the-wall between 16" studs in most situations in addition to being surface mounted. A trim strip around the enclosures would be required if installed in the wall



Visit our Website – [www.signt.com](http://www.signt.com) – or give us a call at (949) 859-9615 for Information and pricing on all our products. Thanks.